



PROVEN PERFORMER

On-Premises Tumble Dryers

S*025, S*030, S*035, S*050, S*055, S*075

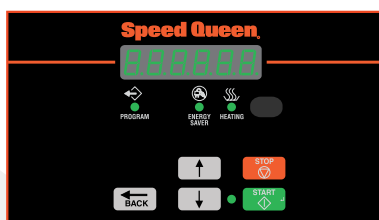
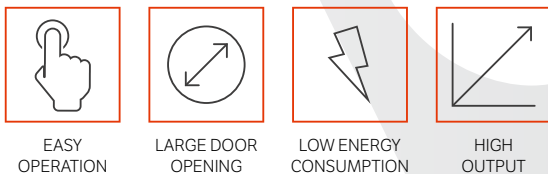
Features

- Large door opening for easy loading and unloading
 - extra strong hinge and reversible door
- Galvanized drum - oval drum holes preventing damage from standard drywall screws
- Unique drum supporting system (axial airflow only)
 - at the rear: bearing
 - at the front: rubber rolls with bearings
- Large lint filter - easy removal of lint, efficient drying, self cleaning filter
- Axial airflow (S*025, S*030, S*035, S*055)
 - drum perforations only at the front and back
 - maximum airflow, less energy consumption and short drying times
- Radial airflow (S*050, S*075)
 - drum perforations over the entire surface
 - high productivity
 - pulley drive system
- Quantum™ Gold Control
 - easy to operate, easy to program
 - flexibility of 30 programmable cycles
 - moisture sensing technology prevents overdrying, saving time and energy
- Dual Digital Control
 - easy-to-use and flexible microprocessor control
 - one touch cycle repeat, automatic extended tumble and large digital display
 - simple-to-set drying time, temperature and cool down

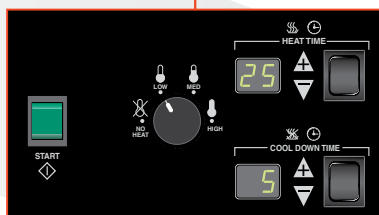
Options

- Stainless steel front and drum
- Reversing: prevents tangling of the linen
- CARE (Combustion Auto Response Equipped)*
 - a response to laundry combustion
 - helps suppress early laundry fire by constantly monitoring the temperature in the drum
 - in case of excessive temperature, linen is sprayed with water

*only for OPL models with gas or steam heating



Quantum™ Gold Control



Dual Digital Control



S*025

	S*025	S*030	S*035	S*050	S*055	S*075
Drum						
Capacity 20:1 kg	10	14	16	23	25	34
Volume l	217	271	347	528	491	634
Cylinder diameter mm	673	673	762	939	838	939
Motor						
Fan kW (non-rev/rev)	0.19/0.19	0.19/0.19	0.19/0.19	0.37/0.25	0.37/0.37	0.56/0.25
Drive kW (non-rev/rev)	0.19/0.19	0.19/0.19	0.19/0.19	0.37/0.25	0.37/0.19	0.56/0.25
Programmer						
Type of control	Dual Digital Control/ Quantum Gold	Dual Digital Control/ Quantum Gold	Dual Digital Control/ Quantum Gold	Dual Digital Control/ Quantum Gold	Dual Digital Control/ Quantum Gold	Dual Digital Control/ Quantum Gold
Cabinet						
Colour	White, option stainless steel	White, option stainless steel	White, option stainless steel	White, option stainless steel	White, option stainless steel	White, option stainless steel
Drum	Galvanized, option stainless steel	Galvanized, option stainless steel	Galvanized, option stainless steel	Galvanized, option stainless steel	Galvanized, option stainless steel	Galvanized, option stainless steel
Dryer door handle	Black plastic	Black plastic	Black plastic	Black plastic	Black plastic	Black plastic
Heating						
Gas 50 Hz	64K BTU/hr (18.8 kW) (16,120 kcal)	73K BTU/hr (21.4 kW) (18,390 kcal)	90K BTU/hr (26.4 kW) (22,670 kcal)	130K BTU/hr (38.1 kW) (32,759 kcal)	102K BTU/hr (29.9 kW) (25,704 kcal)	165K BTU/hr (48.3 kW) (41,580 kcal)
Electric	12 kW	21 kW	24 kW/18kW	30 kW	27 kW	30 kW
Steam @ 100psi (6.9 bar)	3.9 BHP 135 K BTU/hr (39.6 kW)	3.9 BHP 135 K BTU/hr (39.6 kW)	4.8 BHP 166 K BTU/hr (48.6 kW)	5.1 BHP 178 K BTU/hr (52.0 kW)	n/a	6.1 BHP 210 K BTU/hr (61.6 kW)
Steam @ 15 psi (1.0 bar)	2.6 BHP 90 K BTU/hr (26.4 kW)	2.6 BHP 90 K BTU/hr (26.4 kW)	3.7 BHP 129 K BTU/hr (37.8 kW)	3.4 BHP 119 K BTU/hr (34.8 kW)	n/a	4.1 BHP 141 K BTU/hr (41.2 kW)
Connection						
Gas and Steam	Non Rev Amps, (Rev Amps)	Non Rev Amps, (Rev Amps)	Non Rev Amps, (Rev Amps)	Non Rev Amps, (Rev Amps)	Non Rev Amps, (Rev Amps)	Non Rev Amps, (Rev Amps)
230-240/50/1 2W+G	7.5	7.5	7.5	6.3 (6.9)	5.5	6.7 (7.0)
400-415/50/3 3W+G					2.0 (2.5)	



Dimensions

	A	B	C	D	E
S*025	667	699	1038	1622	711
S*030	667	699	1191	1622	711
S*035	711	699	1191	1622	800
S*050	860	781	1226	1946 (G/E) 2032 (S)	981
S*055	810	682	1365	1694	876
S*075	860	781	1378	1946 (G/E) 2032 (S)	981
			depth	height	width

All measurements are in mm.

